

# The Commercial Boutique Hotel Tenterfield



Wall :  
NC220144  
75x150mm  
WHITE GLOSS URBANE  
With a border of  
NC220147  
75x150mm  
BLACK GLOSS URBANE





# The Commercial Boutique Hotel Tenterfield



The Commercial Boutique  
Hotel

Tenterfield

Floor :

NC224010

WHITE- BLACK- DOT MATT  
BASKETWEAVE

Wall :

NC225454

75x150mm

WHITE GLOSS SUBWAY


With a border of

NC220278

75x150mm

BLACK GLOSS SUBWAY


Photos courtesy of The Commercial Boutique Hotel Tenterfield



# The Commercial Boutique Hotel Tenterfield



Photos courtesy of The Commercial Boutique Hotel  
Tenterfield





# The Commercial Boutique Hotel Tenterfield



## The Story by The Commercial Boutique Hotel Tenterfield

As a family, the partnership took on the renovation of this two story 1942 Art Deco building in September 2013. Built as a Hotel by the Tooheys Corporation, the building had been stylistically 'altered' somewhat over the years by different publicans. And, one day in 2006 the staff and managers apparently went home and didn't come back. So when we purchased the building after 8 years of closure, there were still kegs tapped and beds made up complete with folded towels and bars of soap.

Our aim was to return the building to its original 1940s grandeur and add an element of minimalistic industrial retro charm, while also creating spacious boutique rooms and bathrooms.

One of the biggest challenges was managing such a large project from our base of Brisbane. Members of the family lived on site during the renovation, to project manage the works, which as expected took much longer than was hoped. Although the road turned out to be much longer than we had anticipated, we're very happy with the result. We've received a lot of praise from the local community, visitors to the area and the occasional architect and interior designer that stops by.

After the original was knocked down in the 30s following a fire, the hotel was rebuilt in the middle of the Second World War in the style of the era and using the materials of the region – in particular red Tenterfield brick. Underneath some of the stylistic anomalies, the family could see the charm of the solid silky-oak doors including their original leadlight, the gorgeous fireplaces covered with 70s tiles or covered over altogether, and ornate cornices and charming balustrades.

It was a mammoth job clearing the building before we could even start the restoration-transformation. But the new owners worked alongside the biggest team of local builders we could muster, and got the cogs turning on the project.

We went to great lengths to save and reuse anything we could. For example, the changes we made to internal design gave us the opportunity to reuse or discard the silky oak skirting boards. Of course reusing them was the more difficult and time consuming option, but one we believed was important both from a sustainability point of view, and to maintain the charm of the building.

When we pulled up the tired blue carpet off the floor (and the face of the bar) we discovered the original hardwood floors, but also a section of concrete slab between the bar and lounge which had originally been the ladies bathroom (it had been removed during works in 1988).

Being that we intended to polish the floor to make a feature of it, we needed to find a solution for the slab. Miraculously we found just the right amount of hardwood flooring in an area that was to become one of the new hotel room bathrooms, and so one of the owners pulled up the floor plank by plank. After removing the slab, our team of builders did a great job in transplanting the original flooring into this space.

Another challenge was to deal with the somewhat outdated suspended 'disco' ceiling that had been installed in a large section of the bar area, sadly covering up the original ceiling and cornice. After the owners removed the quagmire of aluminum framing and suspension system, it was evident that parts of the ceiling had been broken to tack the new system to the roof trusses, and water damage had damaged part of the original 1940s cornice. Despite this, we were amazed to find most of the ornate cornice in place. Ignoring suggestions that we just pull out what survived and install new plaster and cornice, we did what we could to salvage the amazing detail that the original designers had gone to so much trouble to create.

After removing over two tonne of the original red brick, the owners have converted 19 pokey hotel rooms with shared bathrooms, into an 8 room boutique hotel, fit with spacious bathrooms, walk in showers and baths in some rooms. Tiles supplied by The Tile Mob.

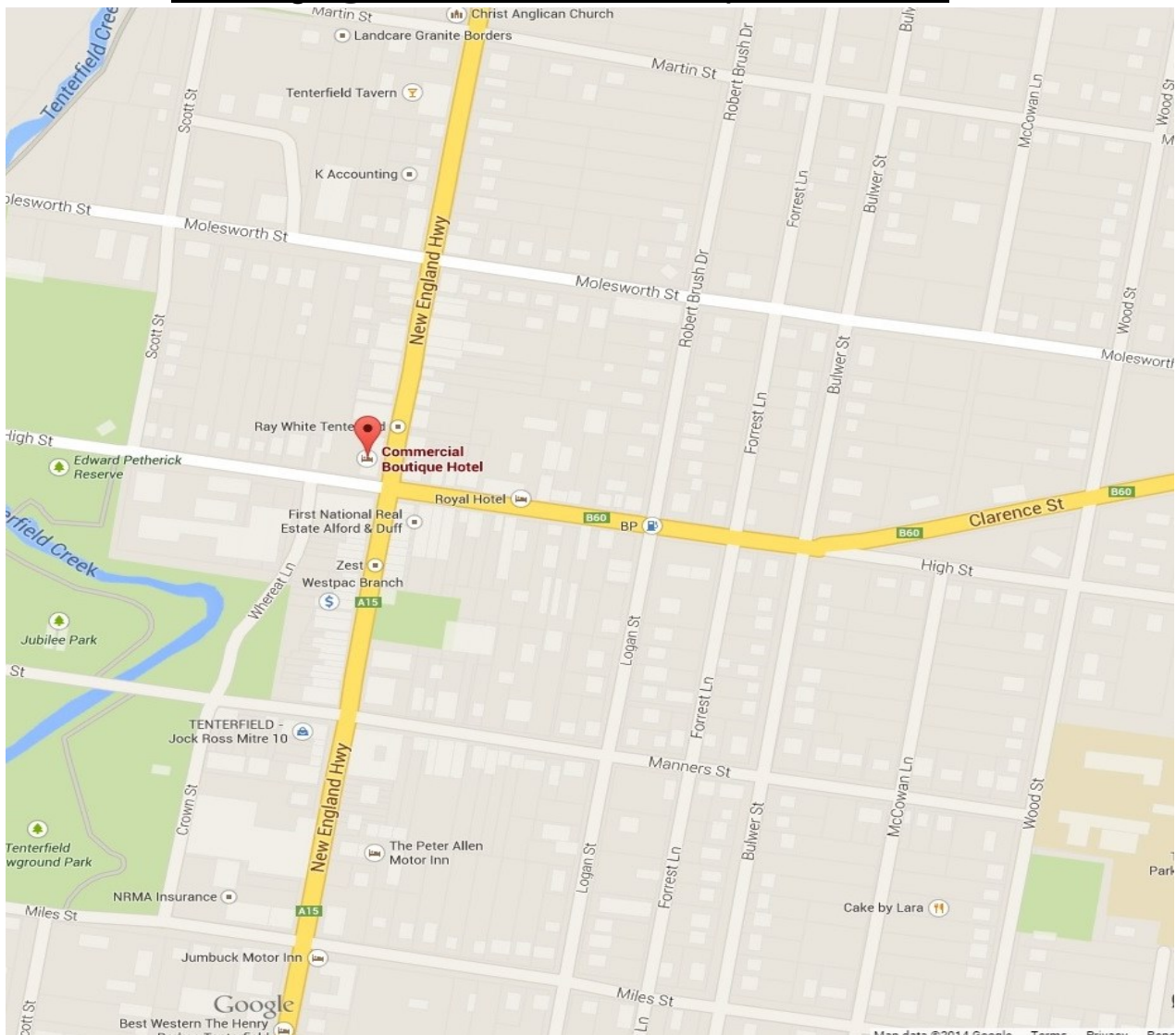
The interior design was a collective family effort, driven by a desire to maintain the charm of the building. The success we've had is a result of our efforts to apply the best ideas put forward by each one of us. The collective has proven greater than the individual.

# The Commercial Boutique Hotel Tenterfield



The Commercial Boutique Hotel  
288 Rouse Street, Tenterfield  
Tel: (02) 6736 4870

Email: [bookings@thecommercialboutiquehotel.com](mailto:bookings@thecommercialboutiquehotel.com)



Map source: Google Maps

NB: colours are depicted as accurately as printing process allows. **All quotes, samples, enquiries and sales are made subject to our standard conditions published in detail at [www.tilemob.com.au/conditions](http://www.tilemob.com.au/conditions). E.&O.E.**

For further information, contact our commercial division on **PH (07) 3355 5055** or e-mail: [sales@tilemob.com.au](mailto:sales@tilemob.com.au)

The Tile Mob Pty Ltd ABN 95 069 987 524

► tiles ► stone ► mosaics ► slate ► terracotta

[www.tilemob.com.au](http://www.tilemob.com.au)